

**Anaheim Union High School District**  
**“Slim Terrell” Junior High School**  
**District Track & Field Finals**  
**Thursday, April 26, 2018**  
**Handel Stadium**



**Anaheim Union High School District  
Jr. High Track & Field  
District Records**

**7<sup>th</sup> Grade Girls**

<u>Event</u>	<u>Participant</u>	<u>School</u>	<u>Time/Dist</u>	<u>Year</u>
100 Hurdles	Hansen, Gabby	Dale	14.37	2008
880	Tenorio, Yaxbeth	Orangeview	2:34.83	2008
100	Reid, Jamia	Walker	12.77	2003
440	Ramirez, Dolores	Dale	1:03.13	2006
220	Brillantes, Jessica	Ball	27.54	2003
Mile	Flores, Brittany	Lexington	5:42.24	2002
Relay		Lexington	52.47	2002
Shot Put	Asoau, Shirenda	Dale	37' 2"	2005
	Torres, Stephanie	Ball	37' 2"	2006
Long Jump	Cianfranni, Melissa	Lexington	15' 8"	2006
High Jump	Smith, Me-Li	Lexington	4' 7"	2007

**7<sup>th</sup> Grade Boys**

<u>Event</u>	<u>Participant</u>	<u>School</u>	<u>Time/Dist</u>	<u>Year</u>
120 Hurdles	Rivera, Vincent	Lexington	15.43	2007
880	Fuentes, Dimitri	Sycamore	2:16.85	2006
100	West, Garland	Lexington	12.04	2000
440	Kareem Larrimore	Orangeview	56.95	2012
220	Coman, Bryan	Walker	25.77	2011
Mile	Duran, Robert	Lexington	5:15.1	2006
Relay		Lexington	51.38	2001
Shot Put	Sosa, Luis	Dale	42' 1 ¼"	2002
Long Jump	Small, Kyle	Orangeview	18' 3"	2012
High Jump	Kang, Eric	Walker	5' 3"	2008

**Revised:** 5.12.17- all times converted from yards to meters.

**Anaheim Union High School District  
Jr. High Track & Field  
District Records**

**8<sup>th</sup> Grade Girls**

<u>Event</u>	<u>Participant</u>	<u>School</u>	<u>Time/Dist</u>	<u>Year</u>
100 Hurdles	Ramirez, Taylor	Lexington	13.46	2007
800	Allen, Leanne	Lexington	2:30.39	2008
100	Rosencrantz, Armanda	Walker	12.3	2001
	Reid, Jamia	Walker	12.3	2004
400	Ramirez, Dolores	Dale	1:03.74	2007
200	Ito, Sarah	Walker	26.3	2014
1600	Dinh, Twee	Lexington	5:36.1	2002
Relay		Lexington	53.0	2002
Shot Put	Matauma, Jo Ann	Brookhurst	39' 11 1/2"	1988
Long Jump	Johnson, Louise	Dale	16' 9"	2004
High Jump	Carrasco, Illiana	Brookhurst	5' 3"	1981

**8<sup>th</sup> Grade Boys**

<u>Event</u>	<u>Participant</u>	<u>School</u>	<u>Time/Dist</u>	<u>Year</u>
120 Hurdles	Chambers, Dean	Orangeview	14.37	1992
800	Lopez, Edgar	Ball	2:10.73	1995
100	Chun, James	Walker	11.36	1986
	Mason, Lamar	South	11.36	1999
400	Mc Millan, Darius	Lexington	54.2	1991
200	Turner, Nikino	Ball	23.97	1990
	Mason, Lamar	South	23.97	1999
1600	Napper, David	Lexington	4:55.4	1999
Relay		Ball	47.75	1991
Shot Put	Gold, Jason	South	50' 8"	1986
Long Jump	Chun, James	Walker	20' 6 1/2"	1986
High Jump	McCanless, Ethan	Orangeview	6' 0"	2017

**Revised:** 5.12.17- all times converted from yards to meters.

# Girls 7th Hurdles

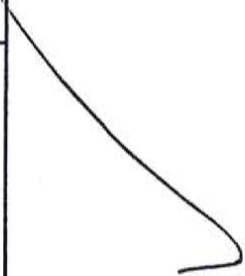
# EVENT 1

	NAME	SCHOOL	F Time	Place
Lane 1	<del>Jalayah Moran</del> Crystal Nguyen	<del>Dale</del> Oxford	17.97	7
Lane 2	Cristal Hermosa	Brookhurst	17.93	4
Lane 3	Grace Beasley	Walker	18.57	6
Lane 4	Mariana Paez	Lexington	16.87	2
Lane 5	Jamira Guthridge	Orangeview	16.52	1
Lane 6	Alyssa Hicklin	Lexington	17.02	3
Lane 7	Ashley Cardoso	Sycamore	17.93	5
Lane 8	Ashleigh Marsh	Orangeview		

# Boys 7th Hurdles

# EVENT 2


	NAME	SCHOOL	F TIME	PLACE
Lane 1	Caleb Kim	Oxford	15.37	3
Lane 2	Myles Fendrick	Lexington	16.06	7
Lane 3	Nathaniel Guerrero	Sycamore	15.59	5
Lane 4	Gabriel Dawson	Sycamore	14.45	1
Lane 5	Abel Barajas	Brookhurst	14.56	2
Lane 6	Dakari Sparks	Orangeview	15.76	6
Lane 7	Patrick Escueta	Oxford	15.57	4
Lane 8	Judah Usher	Orangeview	16.60	8



# Girls 8th Hurdles

# EVENT 3


	NAME	SCHOOL	F TIME	PLACE
Lane 1	Breahna Patterson	Lexington	16.94	5
Lane 2	Kaitlyn Casino	Walker	16.95	6
Lane 3	Mildred Gonzalez	Oxford	16.45	2
Lane 4	Kimora Rogers	South	15.96	1
Lane 5	Paola Cuenca	Sycamore	16.75	4
Lane 6	Julia Peet	Lexington	16.96	7
Lane 7	Nelliy Leal	Sycamore	16.57	3
Lane 8	Karyme Lopez	South	17.01	8



# Boys 8th Hurdles

# EVENT 4

	NAME	SCHOOL	F TIME	PLACE
Lane 1	Anthony Nguyen	Dale	15.10	7
Lane 2	Jimmy Banegas	Dale	14.48	6
Lane 3	Jaydin Knight	South	14.31	3
Lane 4	Shaun Anderson	Walker	14.46	4
Lane 5	Josh Terry	Orangeview	13.87	1
Lane 6	Neil Jansen	Lexington	13.88	2
Lane 7	Robert Madrid	Ball	14.38	5
Lane 8	David Madrid	Ball	15.16	8



# Girls 7th 800

# EVENT 5

	NAME	SCHOOL	F TIME	PLACE
1	Brianna Bernal	South	2:42.57	2
2	Jessica Moran	Lexington	2:47.70	3
3	Itzel Carbajal	Sycamore	2:40.68	1
4	Vanessa Marin	Orangeview	2:52.70	5
5	Patricia Villagas	Dale	2:50.30	4
6	Malia Dahl	Walker	2:54.14	7
7	Nicole Wells	Walker		
8	Dayana Cruz	Brookhurst	2:52.80	6
9	Ariana Rodriguez	South		
10	Ashley Cardoso	Sycamore	2:55.77	8
11	Xochilt Gonzalez	Dale		9
12	Katie Flores	Orangeview		


✓



# Boys 7th 800

# EVENT 6

	NAME	SCHOOL	F TIME	PLACE
1	Carlos Romano	Brookhurst	2:18.23	1
2	Jack Christiansen	Lexington	2:21.89	2
3	Moises Acevedo	Sycamore	2:30.62	4
4	Luis Jaracuaro	Sycamore	2:34.22	6
5	Javier Paulino	Sycamore	2:32.00	5
6	Caleb Kim	Oxford	2:24.51	3
7	Angel Hernandez	Oxford		
8	Carlos Diaz	Dale		
9	Myles Vaughn	Lexington	2:36.89	7
10	Joseph Reyes	Oxford	2:41.58	8
11	Azi Velasco	Orangeview		
12	Gabriel Harvey	Walker		



# Girls 8th 800


# EVENT 7

	NAME	SCHOOL	F TIME	PLACE
1	Ashlynn Viramontes	South	2:40.11	1
2	Sarah Tran	Walker	2:44.32	2
3	Izella Han	Oxford	2:48.27	3
4	Astrid Rojo	Sycamore		
5	Samantha Man	Dale	2:49.50	4
6	Julia Peet	Lexington	2:53.85	5
7	Bahteli Feldblum	Orangeview	3:07.64	8
8	Laisha Santillan	Orangeview	2:59.71	4
9	Omnia Tensaew	Orangeview		
10	Ashley Samayow	South		
11	Dominique Waddell	Walker		
12	Giselle Maganda	South	3:04.86	7

# Boys 8th 800

# EVENT 8

	NAME	SCHOOL	F TIME	PLACE
1	Jason Hodges	Sycamore	2:17.76	1
2	Justin Singer	Walker	2:18.75	2
3	Jesse Rhodes	Oxford	2:20.90	3
4	Saeed Abdulalim	Lexington		
5	Jonathan Aguilar	South	2:25.26	5
6	Diego Delgado	Walker	2:21.72	4
7	Mario Lomeli	Ball	2:26.29	6
8	David Hernandez	Dale	2:27.51	7
9	Anthony Ramirez	Brookhurst		
10	Andre O'campo	Lexington	2:31.71	8
11	Sean Nguyen	Brookhurst		
12	Salvador Lamadrid	Ball		



# Girls 7th 100


# EVENT 9

	NAME	SCHOOL	F TIME	PLACE
Lane 1	Rebecca Rubio	Walker	15.06	8
Lane 2	Jamira Guthridge	Orangeview	13.98	6
Lane 3	Mara Gagnier	Lexington	14.26	7
Lane 4	Kylie Brown	Dale	13.83	2
Lane 5	Sophia Jansen	Lexington	13.32	1
Lane 6	Eileen Ibarra	Lexington	13.93	5
Lane 7	Jocelyn Ruiz	Brookhurst	13.89	4
Lane 8	Dulce Rogel	Brookhurst	13.87	3

# Boys 7th 100

# EVENT 10


	NAME	SCHOOL	F TIME	PLACE
Lane 1	Ahmed Mohamed	Lexington	13.19	7
Lane 2	Dekari Sparks	Orangeview	12.62	3
Lane 3	Zion Park	Walker	12.83	4
Lane 4	Philip Suh	Oxford	12.24	1
Lane 5	Nathaniel Guerrero	Sycamore	12.60	2
Lane 6	Kenston Jules	Dale	12.95	6
Lane 7	Jaden Stevenson	Orangeview	13.27	8
Lane 8	Abel Barajas	Brookhurst	12.89	5



# Girls 8th 100

# EVENT 11

	NAME	SCHOOL	F TIME	PLACE
Lane 1	<del>Yvette Amo-Adiefeh</del>	Orangview	14.09	6
Lane 2	Ana Monsalud	Oxford	17.43	8
Lane 3	Monica Arellano	Walker	13.71	4
Lane 4	Paola Cuenca	Sycamore	13.30	3
Lane 5	Claire Timm	Walker	13.02	2
Lane 6	Aniyah League	Lexington	12.76	1
Lane 7	Britnay Vallejo	Sycamore	14.25	7
Lane 8	Krystal Small	Ball	13.76	5



# Girls 7th 400

# EVENT 13


	NAME	SCHOOL	F TIME	PLACE
Lane 1	Gianna Fenton	Walker	1:15.88	7
Lane 2	Gabriela Gonzales	Walker	1:12.93	4
Lane 3	Brianna Bernal	South	1:13.72	5
Lane 4	Gabriela Gonzalez	Sycamore	1:15.52	6
Lane 5	Itzel Carbajal	Sycamore	1:10.03	1
Lane 6	Eileen Ibarra	Lexington	1:10.51	2
Lane 7	Keira Roberts	Lexington	1:10.94	3



# Boys 8th 100

# EVENT 12

	NAME	SCHOOL	F TIME	PLACE
Lane 1	Neil Jansen	Lexington	12.66	6
Lane 2	Muhammad Hassouneh	Lexington	11.69	1
Lane 3	Jason Nguyen	Walker	12.84	8
Lane 4	Cody Masumiya	Walker	12.36	3
Lane 5	Marcus Johnson	Orangeview	12.00	2
Lane 6	Ronald Nguyen	Oxford	12.63	4
Lane 7	Johnny Martinez	Orangeview	12.67	7
Lane 8	Jimmy Banegas	Dale	12.16	5





# Boys 7th 400

# EVENT 14

	NAME	SCHOOL	F TIME	PLACE
Lane 1	Carlos Diaz	Dale	1:08.65	6
Lane 2	Matthew Gamero	Sycamore	1:07.22	3
Lane 3	Marius Sobremas	Oxford	1:05.71	2
Lane 4	Jeremy Ardon	Brookhurst	1:03.81	1
Lane 5	Elgin Nualart	Lexington	1:08.47	5
Lane 6	<del>Cesar Diaz</del> Moises Acevedo	<del>SOUTH</del> Sycamore	1:08.18	4
Lane 7	Caleb Kim	Oxford		



# Girls 8th 400

# EVENT 15

	NAME	SCHOOL	F TIME	PLACE
Lane 1	Itzel Garcia Soria	South	1:12.09	5
Lane 2	Lacey Bullock	Dale	1:13.13	6
Lane 3	Alaysia Stone	Walker	1:09.81	3
Lane 4	Karla Rodriguez	Orangeview	1:05.15	1
Lane 5	Ashlynn Viramontes	South	1:09.02	2
Lane 6	Chinonye Omeironi	Lexington	1:12.08	4
Lane 7	Bianca Benitez	Lexington		



# Boys 8th 400

# EVENT 16

	NAME	SCHOOL	F TIME	PLACE
Lane 1	Andre O'Campo	Lexington	1:09.50	7
Lane 2	Anthony Nguyen	Dale	1:03.22	6
Lane 3	Richard Gamero	Sycamore	1:00.13	1
Lane 4	Cody Masumiya	Walker	1:00.46	4
Lane 5	Ryan Rizzo	Lexington	1:00.14	2
Lane 6	Jesse Rhodes	Oxford	1:00.39	3
Lane 7	Victor Acevedo	South	1:02.95	5



# Girls 7th 200

# EVENT 17

	NAME	SCHOOL	F TIME	PLACE
Lane 1	Ava Young	Sycamore	29.90	5
Lane 2	Dulce Rogel	Brookhurst	29.06	2
Lane 3	Jocelyn Ruiz	Brookhurst	29.07	3
Lane 4	Sophia Jansen	Lexington	27.27	1
Lane 5	Mara Gagnier	Lexington	30.63	6
Lane 6	Kylie Brown	Dale	29.84	4
Lane 7	Zoe Maramba	South	32.57	7



# Boys 7th 200

# EVENT 18

	NAME	SCHOOL	F TIME	PLACE
Lane 1	Ahmed Mohamed	Lexington	27.94	5
Lane 2	Myles Fendrick	Lexington	29.03	6
Lane 3	Moises Acevedo	Sycamore	26.37	1
Lane 4	Gabriel Dawson	Sycamore	26.58	2
Lane 5	Zion Park	Walker	26.87	3
Lane 6	Kenston Jules	Dale	27.43	4
Lane 7	Juan Medina	South	30.90	7

# Girls 8th 200

# EVENT 19

	NAME	SCHOOL	F TIME	PLACE
Lane 1	Nelly Leal	Sycamore		
Lane 2	Mildred Gonzalez	Oxford	29.13	4
Lane 3	Aniyah League	Lexington	27.64	1
Lane 4	Kimora Rogers	South	27.79	2
Lane 5	Claire Timm	Walker	28.76	3
Lane 6	Jennifer Santiago	South	29.75	5
Lane 7	Melia Boyce	Lexington	29.89	6

# Boys 8th 200

# EVENT 20

	NAME	SCHOOL	F TIME	PLACE
Lane 1	Aiden Ku	Lexington	27.84	7
Lane 2	Luis Diaz	Ball	26.63	5
Lane 3	Muhammad Hassouneh	Lexington	26.44	4
Lane 4	Aaron Ruiz	South	25.97	3
Lane 5	Shaun Anderson	Walker	24.89	1
Lane 6	Marcus Johnson	Orangeview	25.66	2
Lane 7	Subash Sapkota	South	27.06	6

# Girls 7th 1600

# EVENT 21

	NAME	SCHOOL	F TIME	PLACE
1	Vanessa Marin	Orangeview	6:13.61	1
2	Malia Dahl	Walker	6:24.65	3
3	Jessica Moran	Lexington	6:20.62	2
4	Patricia Villegas	Dale	6:33.03	7
5	Taryn Nguyen	Walker	6:27.60	4
6	Xochilt Gonzalez	Dale	6:29.12	6
7	Dayana Cruz	Brookhurst	6:28.44	5
8	Ariana Rodriguez	South	6:43.52	8
9	Gabriela Gonzalez	Sycamore		
10	Jazlyn Garcia	Brookhurst		
11	Katie Flores	Orangeview		
12	Nicole Wells	Walker		



# Boys 7th 1600

# EVENT 22

	NAME	SCHOOL	F TIME	PLACE
1	Jack Christiansen	Lexington	5:16.09	2
2	Carlos Romano	Brookhurst	5:11.16	1
3	Luis Jaracuaro	Sycamore	5:36.81	3
4	Matthew Gamero	Sycamore	6:08.39	8
5	Jafet Sanchez	Sycamore	6:02.52	7
6	Myles Vaughn	Lexington	5:44.16	6
7	Javier Paulino	Sycamore	5:39.64	4
8	Nico Aguilar	Lexington	5:43.35	5
<del>9</del>	<del>Axell Pichardo</del>	<del>Dale</del>		
10	Jonathan Cardoso	Sycamore		
11	Gabriel Harvey	Walker		
12	Kyle Eyre	Walker		

# Girls 8th 1600

# EVENT 23

	NAME	SCHOOL	F TIME	PLACE
1	Karla Rodriguez	Orangeview	6:09.44	1
2	Izella Han	Oxford	6:22.04	2
3	Giselle Maganda	South	6:45.90	4
4	Britnay Vallejo	Sycamore	7:02.34	7
5	Sarah Tran	Walker	6:26.64	3
6	Ashley Samayoa	South	6:59.69	6
7	Bahteli Feldblumb	Orangeview		
8	Gemma Sosa	Walker		
9	Ashley Leon	Sycamore		
10	Emily Flores	Dale	6:55.69	5
11	Emily Benatz	Walker		
12	Yuna Jung	Oxford		

# Boys 8th 1600

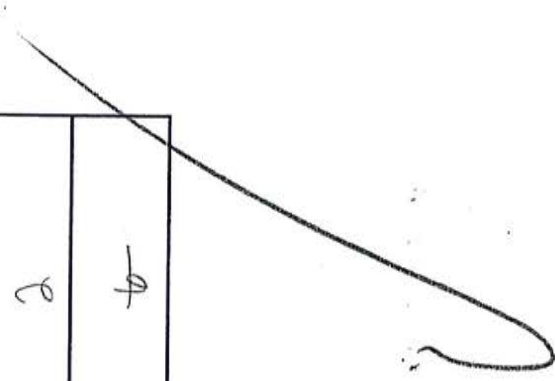
# EVENT 24

	NAME	SCHOOL	F TIME	PLACE
1	Justin Singer	Walker	5:02.56	1
2	Richard Gamero	Sycamore	5:33.39	6
3	Jonathan Aguilar	South	5:26.35	2
4	Saeed Abdulalim	Lexington	5:31.52	5
5	Matthew Loya	South	5:28.03	3
6	Saul Murillo	Ball	5:40.07	8
7	Mahteme Legesse	Lexington	5:30.25	4
8	Paula Awad	Walker	5:38.89	7
9	Anthony Ramirez	Brookhurst		
10	Johnny Barajas	South		
11	Edu Guido	Dale		
12	Salvador Lamadrid	Ball		

# Girls 7th Relay

# EVENT 25

	NAME	F TIME	PLACE
Lane 1 <del>2</del>	Sycamore	1:02.10	5
Lane 2 <del>3</del>	Orangeview	1:00.32	3
Lane 3 <del>4</del>	Lexington	57.47	1
Lane 4 <del>5</del>	Brookhurst	1:00.83	4
Lane 5 <del>6</del>	Walker	1:00.27	2
Lane 6 <del>7</del>	South DQ	1:04.51	<del>6</del>



# Boys 7th Relay

# EVENT 26

	NAME	F TIME	PLACE
Lane 2	Sycamore	53.19	1
Lane 3	Oxford <i>DQ</i>	1:03.38	4
Lane 4	Brookhurst <i>DQ</i>		DQ
Lane 5	Orangeview	54.91	2
Lane 6	<i>DQ</i> Lexington <i>never ran race</i>	<i>DQ</i>	<i>DQ</i>
Lane 7	Ball	55.07	3



# Girls 8th Relay EVENT 27

	NAME	F TIME	PLACE
Lane <del>1</del> 2	Sycamore	57.94	5
Lane <del>2</del> 3	Walker	57.03	3
Lane <del>3</del> 4	South	54.55	1
Lane <del>4</del> 5	Lexington	55.21	2
Lane <del>5</del> 6	Orangeview	57.83	4
Lane <del>6</del> 7	Oxford	58.56	6



# Boys 8th Relay EVENT 28

	NAME	F TIME	PLACE
Lane 2	Oxford	50.44	5
Lane 3	South	49.33	2
Lane 4	Lexington	49.18	1
Lane 5	Walker	49.34	3
Lane 6	Orangeview	50.10	4
Lane 7	Sycamore	54.83	6

# Girls 7th High Jump

Name	School	3'8"	3'10"	4'0"	4'2"	4'4"	4'6"	4'8"
1 Melanie Cuahutencos ✓	Sycamore	X						
2 Joanna Barrios ✓	Sycamore	C		X				
3 Pam Noriega ✓	Orangeview	X		X				
4 Mariana Paez ✓	Lexington	C	X					
5 Megan Brewer ✓	Orangeview	X	X					
6 Cristal Hermosa ✓	Brookhurst	C		X	X			
7 Sierra Napier ✓	Lexington	C	X	C	X	X	X	
8								
9								
10								
11								
12								
		4'10"		5'0"		BEST JUMP		PLACE
1 Melanie Cuahutencos	Sycamore							
2 Joanna Barrios	Sycamore						3'10	3
3 Pam Noriega	Orangeview						3'8	4
4 Mariana Paez	Lexington						4'0	2
5 Megan Brewer	Orangeview						4'4	1
6 Cristal Hermosa	Brookhurst							
7 Sierra Napier	Lexington							
8								
9								
10								
11								
12								

USE "X" FOR A MISS, C FOR CLEARING THE BAR  
IF A HEIGHT IS PASSED, USE A "P" ON FIRST ATTEMPT BOX



# Boys 7th High Jump

Name	School	4'2"	4'4"	4'6"	4'8"	4'10"	5'0"	5'2"
1 Jafet Sanchez	Sycamore	X	X	O	O			
2 Gabriel Reyes	Brookhurst	O	X	O	O			
3 Bryce Machado	Brookhurst	O	X	X	O			
4 Jonathan Rodriguez	Sycamore	O	X	X	O			
5 Tyler Degener	Lexington	X	O	X	O			
6 Jaden Stevenson	Orangeview	X	X	O	O			
7 Isaac Malaga 2	Ball	X	X	O	X	O	O	
8 Tanner Degener A	Lexington	X	X	O	O	O	O	
9 Alan Vuong A 1	Lexington	X	X	O	X	X	O	
Name	School	5'3"	5'4"	BEST JUMP		PLACE		
1 Jafet Sanchez	Sycamore				4'4"	6		
2 Gabriel Reyes	Brookhurst				4'4"	7th		
3 Bryce Machado	Brookhurst				4'6"	4		
4 Jonathan Rodriguez	Sycamore				4'6"	5		
5 Tyler Degener	Lexington				4'6"	3		
6 Jaden Stevenson	Orangeview				4'4"	6		
7 Isaac Malaga	Ball				4'10"	2		
8 Tanner Degener	Lexington				4'4"	6		
9 Alan Vuong	Lexington				4'10"	1		

USE "X" FOR A MISS, C FOR CLEARING THE BAR  
IF A HEIGHT IS PASSED, USE A "P" ON FIRST ATTEMPT BOX

# Girls 8th High Jump

Name	School	3'8"	3'10"	4'0"	4'2"	4'4"	4'6"	4'8"		
1 Samantha Guillen ✓	OV	C	C	X						
2 Cassandra Aguilar ✓	OV	X	X							
3 Chanel Smith ✓	OV	X	X							
4 Avery Masaniai ✓	Walker	C	C	C	C	X	X			
5 Dayanna Wingfield ✓	OV	X	C	X	X	X	X			
6 Joville Vibal ✓	Ball	C	C	C	X	X	X			
7 Karyme Lopez ✓	South	C	C	X	C	X	X			
8 Celeste Amorim ✓	South	C	C	C	C	X	X			
9 Ashley Leon ✓	Syc	C	C	C	X	X	X			
10 Cali Haaf ✓	Walker	C	C	C	X	X	X			
11 Paola Cuenca ✓	Syc	C	C	C	C	X	X			
12 Krystal Small ✓	Ball	C	C	C	C	X	X			
13 Samantha Man ✓	Dale	P	P	P	X	X	X			
Name	School	4'10"	5'0"	BEST JUMP					PLACE	
1 Samantha Guillen	OV								3'10	
2 Cassandra Aguilar	OV								3'8	
3 Chanel Smith	OV								4'4	1
4 Avery Masaniai	Walker								4'0	
5 Dayanna Wingfield	OV								4'0	
6 Joville Vibal	Ball								4'2	5
7 Karyme Lopez	South								4'2	2
8 Celeste Amorim	South								4'2	2
9 Ashley Leon	Syc								4'0	
10 Cali Haaf	Walker								4'0	
11 Paola Cuenca	Syc								4'2	2
12 Krystal Small	Ball								4'2	2
13 Samantha Man	Dale								4'2	6

Tie

USE "X" FOR A MISS, C FOR CLEARING THE BAR  
IF A HEIGHT IS PASSED, USE A "P" ON FIRST ATTEMPT BOX



# Boys 8th High Jump

Name	SCHOOL	4'2"	4'4"	4'6"	4'8"	4'10"	5'0"	5'2"
1 Kevin Salas	South	X	X	O	O			
2 Chris Cooper	OV	O	X	X	O	O		
3 Frank Hernandez	BRK	X	X	O	O	O		
4 Jeremy Martinez	South	O	X	O	O			
5 <del>Sean-Nguyen</del> A	BRK							
6 Lorrenze San Diego	Ball	X	X	X	X	X	X	X
7 David Madrid	Ball	X	O	X	X	O	O	O
8 Kody Papke	Lex	X	X	X	X	X	X	O
9 Jason Hodges	Syc	X	X	X	O	O		
10 Joshua Terry	OV	X	O	X	O	X	X	X
11 Joseph Yoo	Walker	X	X	X	X	X	X	X
12 Ashton Melody	South	X	X	X	X	X	X	X
Name	School	5'3"	5'4"	5'5"	5'6"		BEST JUMP	PLACE
1 Kevin Salas	South						4'4"	9 <sup>th</sup>
2 Chris Cooper	OV						4'6"	8 <sup>th</sup>
3 Frank Hernandez	BRK						4'6"	7 <sup>th</sup>
4 Jeremy Martinez	South						4'4"	10 <sup>th</sup>
5 <del>Sean-Nguyen</del> SCL	BRK							
6 Lorrenze San Diego	Ball						5'0"	4
7 David Madrid	Ball						4'8"	5
8 Kody Papke	Lex						5'0"	4
9 Jason Hodges	Syc						4'6"	6
10 Joshua Terry	OV	X	O	O	O	O	5'3"	3
11 Joseph Yoo	Walker	X	O	X	O	O	5'5"	1
12 Ashton Melody	South	O	X	O	O	O	5'4"	2

USE "X" FOR A MISS, C FOR CLEARING THE BAR  
IF A HEIGHT IS PASSED, USE A "P" ON FIRST ATTEMPT BOX

# Girls 7th Long Jump

# FLIGHT 1

	Name	SCHOOL	#1	#2	#3	#4	Best Jump	PLACE
1	Jocelyn Hernandez	Brookhurst	10 <sup>13/4</sup>	11 <sup>1/4</sup>	10 <sup>9/4</sup>	12 <sup>11/4</sup>	12 <sup>11/4</sup>	4
2	Caroline Gonzalez	Orangeview						
3	Grace Beasley	Walker	12 <sup>6 1/2</sup>	12 <sup>11</sup>		11 <sup>11/2</sup>	12 <sup>6 1/2</sup>	8
4	Ashleigh Marsh	Orangeview						
5	Gianna Fenton	Walker	11 <sup>1/2</sup>	11 <sup>6 1/2</sup>			11 <sup>6 1/2</sup>	10
6	Sierra Napier	Lexington	12 <sup>11</sup>	11 <sup>7</sup>	12 <sup>9 1/2</sup>	12 <sup>11 1/2</sup>	12 <sup>11</sup>	5
7	Dulce Rogel	Brookhurst	11 <sup>6 1/2</sup>	12 <sup>1 3/4</sup>	11 <sup>11</sup>	12 <sup>7</sup>	12 <sup>7</sup>	7
8	Jamira Guthridge	Orangeview		12 <sup>1</sup>	11 <sup>6</sup>	12 <sup>9 3/4</sup>	12 <sup>9 3/4</sup>	6
9	Kate Levoit	Lexington	13	13 <sup>8 3/4</sup>	13 <sup>3/4</sup>		13 <sup>8 3/4</sup>	2 ✓
10	Mariana Paez	Lexington	13 <sup>5 1/4</sup>		13 <sup>7 3/4</sup>	13 <sup>7</sup>	13 <sup>7 3/4</sup>	3 ✓
11	Sophia Jansen	Lexington			13 <sup>9 1/2</sup>	15 <sup>3/4</sup>	15 <sup>3/4</sup>	1 ✓
12	Rebecca Rubio	Walker				12 <sup>3 3/4</sup>	12 <sup>3 3/4</sup>	9

Use "X" for a foul

Measure all jumps to the nearest 1/4", use .25, .5 or .75 to record



# Boys 7th Long Jump

# FLIGHT 2

	Name	SCHOOL	#1	#2	#3	#4	Best Jump	PLACE
1	Kenston Jules	Dale	15 <sup>5</sup> / <sub>2</sub>	15 <sup>3</sup>	/	14 <sup>3</sup> / <sub>4</sub>	15 <sup>3</sup> / <sub>4</sub>	5
2	Caleb Kim	Oxford	14 <sup>3</sup> / <sub>4</sub>	/	/	/	14 <sup>3</sup> / <sub>2</sub>	11
3	Tanner Degener	Lexington	/	14 <sup>7</sup>	13 <sup>1</sup> / <sub>3</sub>	13 <sup>10</sup> / <sub>2</sub>	14 <sup>7</sup>	9
4	Tyler Degener	Lexington	/	15 <sup>11</sup> / <sub>4</sub>	/	15 <sup>4</sup> / <sub>2</sub>	15 <sup>4</sup> / <sub>2</sub>	7
5	Adrian Ayala	Lexington	14 <sup>1</sup>	14 <sup>1</sup> / <sub>4</sub>	13 <sup>9</sup>	14 <sup>7</sup>	14 <sup>7</sup>	9
6	Jaden Stevenson	Orangeview	14 <sup>10</sup>	14 <sup>10</sup> / <sub>2</sub>	14 <sup>7</sup> / <sub>2</sub>	/	14 <sup>10</sup> / <sub>2</sub>	8
7	Moises Acevedo	Sycamore	/	/	/	/	/	12?
8	Alan Vuong	Lexington	17 <sup>5</sup> / <sub>2</sub>	17 <sup>4</sup> / <sub>4</sub>	16 <sup>8</sup> / <sub>2</sub>	/	17 <sup>5</sup> / <sub>2</sub>	12
9	Luis Jaracuaro	Sycamore	14 <sup>6</sup> / <sub>2</sub>	15	14 <sup>9</sup> / <sub>4</sub>	16 <sup>3</sup>	16 <sup>3</sup>	2
10	Abel Barajas	Brookhurst	15 <sup>10</sup>	/	/	14 <sup>5</sup>	15 <sup>10</sup>	4
11	Phillip Suh	Oxford	/	16 <sup>3</sup> / <sub>4</sub>	14 <sup>6</sup> / <sub>4</sub>	14 <sup>10</sup>	16 <sup>3</sup> / <sub>4</sub>	3
12	Zion Park	Walker	13 <sup>11</sup>	/	15 <sup>5</sup> / <sub>2</sub>	15 <sup>1</sup> / <sub>2</sub>	15 <sup>5</sup> / <sub>2</sub>	6

Use "X" for a foul

Measure all jumps to the nearest 1/4", use .25, .5 or .75 to record

# Girls 8th Long Jump

# FLIGHT 3

	Name	SCHOOL	#1	#2	#3	#4	Best Jump	PLACE
1	Maitte Navarro	Ball	12 <sup>11/4</sup>	11 <sup>7/2</sup>	12 <sup>2/4</sup>	11 <sup>7/2</sup>	12 <sup>4/4</sup>	12
2	Chanel Smith	Orangeview		12 <sup>2/4</sup>	13 <sup>5/4</sup>	13 <sup>1</sup>	13 <sup>5/4</sup>	8
3	Krystal Small	Ball	13 <sup>4</sup>	10 <sup>6/2</sup>	13 <sup>2</sup>	13 <sup>4</sup>	13 <sup>4</sup>	9
4	Ashlynn Viramontes	South	13 <sup>7</sup>	14 <sup>3</sup>	12 <sup>10/3/4</sup>	13 <sup>10/3/4</sup>	14 <sup>3</sup>	4
5	Julia Peet	Lexington	13 <sup>1/2/4</sup>	12 <sup>3/4</sup>	11 <sup>7/2</sup>	13 <sup>1/4</sup>	13 <sup>1/2/4</sup>	11
6	Mildred Gonzalez	Oxford	15 <sup>8/2</sup>	15 <sup>7</sup>	14 <sup>8</sup>	15 <sup>4/3/4</sup>	15 <sup>8/2</sup>	1 ✓
7	Claire Timm	Walker	13 <sup>2</sup>	13 <sup>5/2</sup>	13 <sup>6</sup>	12 <sup>7/2</sup>	13 <sup>6</sup>	7
8	Caroline Kraemer	Lexington	13 <sup>3/2</sup>		12 <sup>4/4</sup>	12 <sup>11/4</sup>	13 <sup>3/2</sup>	10.
9	Breahna Patterson	Lexington	14 <sup>1</sup>			13 <sup>4</sup>	14 <sup>1</sup>	5
10	Samantha Man	Dale	14	10 <sup>8</sup>	13 <sup>7</sup>	13 <sup>11/4</sup>	14	6
11	Karla Rodriguez	OV	14 <sup>3/4</sup>	14 <sup>7/2</sup>	14 <sup>5/2</sup>	14 <sup>10/2</sup>	14 <sup>10/2</sup>	2 ✓
12	Alaysia Stone	Walker	12 <sup>11/2</sup>	14 <sup>5/2</sup>	14 <sup>1/2</sup>	13 <sup>4/2</sup>	14 <sup>5/2</sup>	3 ✓

Use "X" for a foul

Measure all jumps to the nearest 1/4", use .25, .5 or .75 to record

# Boys 8th Long Jump

# FLIGHT 4

	Name	SCHOOL	#1	#2	#3	#4	Best Jump	PLACE
1	Kevin Salas	South	13 <sup>9</sup> / <sub>4</sub>	15 <sup>2</sup> / <sub>4</sub>	15 <sup>1</sup> / <sub>2</sub>	16'	16'	8
2	Nicolas Nguyen	Oxford				15 <sup>1</sup> / <sub>4</sub>	15 <sup>1</sup> / <sub>4</sub>	11
3	Cody Masumiya	Walker	15 <sup>7</sup>		16 <sup>2</sup> / <sub>2</sub>	16 <sup>10</sup> / <sub>4</sub>	16 <sup>10</sup> / <sub>4</sub>	6
4	Johnny Martinez	Orangeview	15 <sup>10</sup> / <sub>4</sub>	15 <sup>7</sup>	14 <sup>10</sup>	14 <sup>9</sup> / <sub>2</sub>	15 <sup>10</sup> / <sub>4</sub>	9
5	Subash Sapkota	South	14 <sup>10</sup> / <sub>2</sub>	15 <sup>2</sup> / <sub>4</sub>	17 <sup>1</sup>	17 <sup>10</sup> / <sub>4</sub>	17 <sup>10</sup> / <sub>4</sub>	2 ✓
6	Luis Diaz	Ball	17 <sup>7</sup> / <sub>4</sub>	16 <sup>4</sup> / <sub>4</sub>	16 <sup>1</sup> / <sub>4</sub>	15 <sup>8</sup> / <sub>4</sub>	17 <sup>7</sup> / <sub>4</sub>	3 ✓
7	Richard Gamero	Sycamore						12 ✓
8	Brandon Pasten	Ball		14 <sup>11</sup> / <sub>2</sub>	13 <sup>9</sup> / <sub>2</sub>	15 <sup>5</sup> / <sub>2</sub>	15 <sup>5</sup> / <sub>2</sub>	10
9	Jimmy Banegas	Dale			16 <sup>1</sup> / <sub>2</sub>		16 <sup>1</sup> / <sub>2</sub>	7
10	Kody Papke	Lexington	17 <sup>1</sup> / <sub>2</sub>	16 <sup>6</sup> / <sub>2</sub>	16 <sup>9</sup>	16 <sup>6</sup>	17 <sup>1</sup> / <sub>2</sub>	5
11	Joseph Yoo	Walker	18 <sup>9</sup>		18 <sup>11</sup>	18 <sup>6</sup> / <sub>2</sub>	18 <sup>11</sup>	1 ✓
12	Marcus Johnson	Orangeview	17 <sup>3</sup> / <sub>4</sub>	17 <sup>1</sup> / <sub>2</sub>	17 <sup>3</sup> / <sub>4</sub>		17 <sup>3</sup> / <sub>4</sub>	4

Use "X" for a foul

Measure all jumps to the nearest 1/4", use .25, .5 or .75 to record



## Girls 7th Shot Put

	Name	SCHOOL	#1	#2	#3	#4	DISTANCE	PLACE
1	Iris Munoz	South	X	X	X	X	22'9"	12
2	Joanna Barrios	Sycamore	X	X	X	X	26'4"	7
3	Janette Barrios	Sycamore	X	X	X	X	24'2.5"	11
4	Mylie Ito	Walker	X	X	X	X	26'6"	6
5	Theresa Malaga	Ball	X	X	X	X	27'2.5"	5
6	Misty Twyman	Lexington	X	X	X	X	24'8.5"	10
7	Pamela Noriega	Orangeview	X	X	X	X	26'2.5"	8
8	Robinrenee Hamre	Brookhurst	X	X	X	X	25'7.5"	9
9	Myia Collins	Lexington	X	X	X	X	28'9"	3
10	Marie Rai	Orangeview	X	X	X	X	27'6"	4
11	Natalie Paredes	Lexington	X	X	X	X	29'8"	1
12	Lanaya Sauvao	Walker	X	X	X	X	29'4"	2


Measure each best throw to the nearest 1/2", use .5 in the record



# Boys 7th Shot Put

	Name	SCHOOL	#1	#2	#3	#4	DISTANCE	PLACE
1	Andrew Mkrtychyan	Lexington	X	X	X	X	27-4	9
2	Matthew Gamero	Sycamore	X	X	<del>SURVIVE</del>	<del>SURVIVE</del>	21-4	12
3	Vavaulahi Lutui	Ball	X	X	X	<del>SURVIVE</del>	29-8	7
4	Jason Bodado	Brookhurst	X	X	X	<del>SURVIVE</del>	25-3	11
5	Daniel Viramontes	South	X	X	X	X	29-9	6
6	Angel Hernandez	Oxford	X	X	X	<del>SURVIVE</del>	28-4	8
7	Gavin Soza	Lexington	X	<del>SURVIVE</del>	X	X	25-6	10
8	Philip Suh	Oxford	X	X	X	X	32.1	5
9	Malosi Siatunu'u	Walker	X	X	X	X	32-9	3
10	Nathan Martinez	South	X	X	X	X	34-3	2
11	Isaac Malaga	Ball	X	X	<del>SURVIVE</del>	<del>SURVIVE</del>	32-8	4
12	Jacob Sanders	Lexington	X	X	X	X	40-0	1

Measure each best throw to the nearest 1/2", use .5 in the record



# Girls 8th Shot Put

	Name	SCHOOL	#1	#2	#3	#4	DISTANCE	PLACE
1	Zoe Rodriguez	Walker	X	X	X	X	21'9"	12
2	Kiyara Brown	Lexington	X	X	X	X	24'6"	11
3	Chidera Okoroama	Lexington	X	X	X	X	24'10"	8
4	Jocelyn Hidalgo	South	X	X	X	X	24'8"	10
5	Aisha DeRoux	Ball	X	X	X	X	24'8.5"	9
6	Alejandra Juache	Orangeview	X	X	X	X	25'8.5"	7
7	Jubilee Allen	Orangeview	X	X	X	X	27'4"	6
8	Milika Burdett	Walker	X	X	X	X	31'3"	3
9	Aiyahnah Palaita	Walker	X	X	X	X	27'8.5"	4
10	Florence Fadonougbo	Lexington	X	X	X	X	27'6.5"	5
11	Jillian Albayati	Sycamore	X	X	X	X	33'7.5"	2
12	Rebel Tuinukuafe	Ball	X	X	X	X	34'1"	1


Measure each best throw to the nearest 1/2", use .5 in the record



# Boys 8th Shot Put

	Name	SCHOOL	#1	#2	#3	#4	DISTANCE	PLACE
1	Jonathan Serrato	Orangeview	X	X	X	X	35.3	6
2	George Iyatome	Lexington	X	X	X	X	OUT	
3	Samuel Chung	Oxford	X	<del>SUCK</del> X	X	X	37.8	3
4	Alejandro Olivas	South	X	X	X	X	34.85	7
5	Jason Hodges	Sycamore	<del>SUCK</del> X	X	(X)	<del>SUCK</del> X	33.8	9
6	Mikey Schmitz	Brookhurst	X	X	X	X	34.6	8
7	Landon Ingram	Sycamore	X	X	<del>SUCK</del> X	<del>SUCK</del> X	29.9	10
8	William Santamaria	South	X	X	X	X	35.6	5
9	Jacob Guzman	South	X	X	X	X	39.2	2
10	Aaron Ruiz	South	X	X	X	X	37.7	4
11	Damien Bribiesca	Lexington	X	X	X	X	34.5	1
12	Kyle Halk	Walker	(X)	(X)	(X)	(X)		

Measure each best throw to the nearest 1/2", use .5 in the record



ANAHEIM UNION HIGH SCHOOL DISTRICT  
 JUNIOR HIGH TRACK FINALS-GIRLS 7TH GRADE

FIRST-10 SECOND-8 THIRD-6 FOURTH-4 FIFTH-2 SIXTH-1

EVENT	BALL	BRK	DALE	LEX	OV	OX	SOUTH	SYC	WALK
SHOT PUT	2			<del>16</del> 6 10	4			8	<del>7</del> 1 8
HIGH JUMP		8		<del>14</del> 4 10				6	
LONG JUMP		4		<del>26</del> 8 2 10 6	1				
HURD		4		<del>14</del> 6 8	10			2	1
800		1	4	6	2		8	10	
100		<del>10</del> 4 6	8	<del>12</del> 2 10	1				
400				<del>14</del> 6 8			2	10	4
200		<del>14</del> 6 8	4	<del>11</del> 1 10				2	
1600		2	1	8	10				<del>10</del> 4 6
RELAY		4		10	6			2	8
TOTAL	2	47	17	131	34	0	10	32	32
PLACE	8th	2nd	6th	1st	3rd	9th	7th	4th	4th

↓ BRK      ↓ LEX      ↓ OV

ANAHEIM UNION HIGH SCHOOL DISTRICT  
 JUNIOR HIGH TRACK FINALS-BOYS 7TH GRADE

FIRST-10 SECOND-8 THIRD-6 FOURTH-4 FIFTH-2 SIXTH-1

EVENT	BALL	BRK	DALE	LEX	OV	OX	SOUTH	SYC	WALK
SHOT PUT	4			10		2	① 1 8		6
HIGH JUMP	8	4		10 <sup>6</sup> ① 6				2 ① 3	
LONG JUMP		4	2	10		6		8	1
HURD		8			1	① 4 6		① 2 10	
800		10		8		6		① 7 4	
100		2	1	1	6	10		8	4
400		10	1	2		8	4	6	
200			4	2 ① 3				① 8 10 ① 4	6
<del>1600 MILE</del>		10		① 2 8 ① 4				① 4 6	
RELAY	6				8			10	
TOTAL	18	48	8	60	15	42	13	82	16
PLACE	5	3	9	2	7	4	8	1	6

ANAHEIM UNION HIGH SCHOOL DISTRICT  
 JUNIOR HIGH TRACK FINALS-BOYS 8TH GRADE

FIRST-10 SECOND-8 THIRD-6 FOURTH-4 FIFTH-2 SIXTH-1

EVENT	BALL	BRK	DALE	LEX	OV	OX	SOUTH	SYC	WALK
SHOT PUT				10	1	6	2 4 8 (14)		
HIGH JUMP	4 (2)				6		8	1	10
LONG JUMP	6			2	4		8		(11) 1 10
HURD	2		1	8	10		6		4
800	1					6	2	10	(5) 1 8
100			2	(11) 1 10	8	4			6
400			1	8		6	2	10	4
200	2			4	8		6 (7)		10
1600				4 (2) 4 (6)			8 (6) 8 (14)	1	10
RELAY				10	4	2	8	1	6
TOTAL	17	0	4	59	41	24	69	23	73
PLACE	7	9	8	3	4	5	2	6	1

ANAHEIM UNION HIGH SCHOOL DISTRICT  
JUNIOR HIGH TRACK FINALS-GIRLS 8TH GRADE

FIRST-10 SECOND-S THIRD-6 FOURTH-4 FIFTH-2 SIXTH-1

EVENT	BALL	BRK	DALE	LEX	OV	OX	SOUTH	SYC	WALK
SHOT PUT	10			2	1			8	<del>10</del> 4
HIGH JUMP	8		1				<del>8</del> 2	8	10
LONG JUMP			1	2	8	10	4		6
HURD				2		8	10	<del>6</del> 4	1
800			4	2	1	6	10		8
100	2			10	1			6	<del>12</del> 4
400			1	4	10		<del>8</del> 2		6
200				<del>10</del> 4 1		4	<del>8</del> 2		6
1600			2		10	8	<del>4</del> 1		6
RELAY				8	4	1	10	2	6
TOTAL	20	0	9	41	35	37	69	34	71
PLACE	7 <sup>th</sup>	9 <sup>th</sup>	8 <sup>th</sup>	3 <sup>rd</sup>	5 <sup>th</sup>	4 <sup>th</sup>	2 <sup>nd</sup>	6 <sup>th</sup>	1 <sup>st</sup>